

MyPenPay User Guide

MyPenPay is an online payment information system that FCA is making available to their retirees. The system offers retirees easy access to information regarding their pension payments. Payroll changes will continue to be handled by Benefit Connect.

Access to MyPenPay is at <https://FCaretirees.mypenpay.com>. Current retirees will receive communication from State Street Bank in August 2018 with their unique password to access MyPenPay. New retirees will receive notification of their password from State Street Bank after they have received their first pension payment. If you need assistance accessing MyPenPay, call the help line at 1-866-471-0368. Representatives are available Monday – Friday, 8am to 6pm Eastern Time, excluding holidays.

Login Page

The first time you access MyPenPay you will need to use your social security number and the numeric password mailed to you from State Street Bank. Click on “Select Login Preference” and then click “SSN”. Enter your SSN and password. If you misplaced or did not receive this original password, please contact MyPenPay at 1-866-471-0368. You will be asked to establish security questions to be used to authenticate your identity when accessing MyPenPay.

Once you have logged on to MyPenPay, we recommend that you set up a unique username for future access. Usernames are 8-20 characters. You should also reset your password; all passwords must be 6 numeric digits.

- Username and password can be changed by clicking on “User Preferences” in the upper right corner the Home page once you have signed onto MyPenPay.
- All account updates and questions regarding your payment should be directed to Benefit Connect at 888-409-3300 or visit the website at <https://fcabenefits.ehr.com/ESS>.



FIAT CHRYSLER AUTOMOBILES

FCaretirees.mypenpay.com

Log In

Select Login Preference

Enter

[Forgot Password?](#)
[Need Help?](#)

Updates & Notices

- **First time users:** Select SSN for your login preference; enter your Social Security Number (SSN) and the Password mailed to you from State Street Bank.
- **Future Use:** You may create a username to use when logging in; click on the User Preferences link at the top of the page, select the Username link.
- If you have any questions about this website, please contact the MyPenPay help line at 1-866-471-0368.
- For pension payment updates or questions call Benefit Connect at 888-409-3300 or visit the website at <https://fcabenefits.ehr.com/ESS>.

Home Page

The Home page is where you will launch your payment inquiries.

- The Home page contains basic payment information for your most recent payment. Under “Details;,” “Sent” indicates that the payment has been made.
- Click on “Pension Payments” under “Plan Name” to inquire into your pension Payment History.
- “Select an Option” under “I want to” allows direct access to your Payment History, Payment Method (banking information), or Tax Withholding information.
- “User Preferences”, in the upper right corner, allows you to change your Username, password, or security questions.
- “Statements & Documents”, in the upper right corner, provides direct access to your tax forms.

The screenshot shows the FCAretirees.mypenpay.com interface. At the top left is the FCA logo with 'FIAT CHRYSLER AUTOMOBILES' below it. On the top right, there are links for 'Statements & Documents', 'User Preferences', and 'Logout'. Below the logo is a navigation bar with 'Home' and 'Message Center'. The main header displays 'FCAretirees.mypenpay.com' and 'Last login Jul 11, 2018 12:42 PM ET'. A blue bar labeled 'Account List' is followed by a grey bar for 'Benefit Payments'. Below this is a table with columns: Plan Name, As of Date, I want to, Details, and Payment Amount. The first row shows 'Pension Payments' in the Plan Name column, 'N/A' in the As of Date column, a dropdown menu in the I want to column with options 'Select an Option', 'Go to Payment History', 'Go to Payment Method', and 'Go to Tax Withholding', 'Payment ID: 06/1/2018 CHRYSLER -BENE- sent' in the Details column, and '\$1,478.64' in the Payment Amount column. Red boxes highlight the 'Pension Payments' link, the dropdown menu, the 'sent' status, and the 'Statements & Documents' and 'User Preferences' links at the top.

Plan Name	As of Date	I want to	Details	Payment Amount
Pension Payments	N/A	Select an Option Go to Payment History Go to Payment Method Go to Tax Withholding	Payment ID: CHRYSLER -BENE- 06/1/2018 sent	\$1,478.64

Message Center

The Message Center provides important information about your payment including payment dates and reissues, instructions on how to update your tax withholding elections, address and payment method in Benefit Connect, and how to access help.

- Click on the subject on the left side to display the information regarding that topic.
- Messages may be updated in the future to provide timely information; below are examples of the messages that you may see.

The screenshot shows the FCA website's Message Center. At the top left is the FCA logo with 'FIAT CHRYSLER AUTOMOBILES' below it. At the top right are links for 'Statements & Documents', 'User Preferences', and 'Logout'. Below the logo is a navigation bar with 'Home' and 'Message Center' buttons. The main content area is divided into two columns. The left column has a header 'Payment Dates and Reissues' and four links: 'Pension Payment Updates', 'To View or Print Tax Forms', 'To Cancel the Printing of Your Payment Statement', and 'MyPenPay Help Line'. The right column has a header 'Payment Dates and Reissues' and two paragraphs of text. The first paragraph states: 'Electronic Funds Transfer (EFT) deposits of your pension payments are made on the first business day of the month. Checks are mailed three business days prior to the first of the month.' The second paragraph states: 'To have a payment reissued please call Benefit Connect at 888-409-3300. Payment reissues are available after the 10th of the month.'

The screenshot shows the FCA website's Message Center. At the top left is the FCA logo with 'FIAT CHRYSLER AUTOMOBILES' below it. At the top right are links for 'Statements & Documents', 'User Preferences', and 'Logout'. Below the logo is a navigation bar with 'Home' and 'Message Center' buttons. The main content area is divided into two columns. The left column has a header 'Payment Dates and Reissues' and four links: 'Pension Payment Updates', 'To View or Print Tax Forms', 'Printing of your Payment Statement', and 'MyPenPay Help Line'. The right column has a header 'Pension Payment Updates' and a paragraph of text: 'For updates to your tax withholding elections, payment delivery method, address, or for questions related to your pension payment please call Benefit Connect at 888-409-3300 or visit the website at <https://fcabenefits.ehr.com/ESS>. Click here for easy instructions on how to update tax elections, address and payment method in Benefit Connect.'



FIAT CHRYSLER AUTOMOBILES

Home

Message Center

- Payment Dates and Reissues
- Pension Payment Updates
- To View or Print Tax Forms**
- Printing of your Payment Statement
- MyPenPay Help

To View or Print Tax Forms

Select Statements & Documents from Top Navigation Bar, and then select Tax Forms.



FIAT CHRYSLER AUTOMOBILES

Home

Message Center

- Payment Dates and Reissues
- Pension Payment Updates
- To View or Print Tax Forms
- Printing of your Payment Statement**
- MyPenPay Help

Printing of your Payment Statement

Go Green! Coming soon- choose to discontinue receiving a printed payment statement in the mail.



FIAT CHRYSLER AUTOMOBILES

Home

Message Center

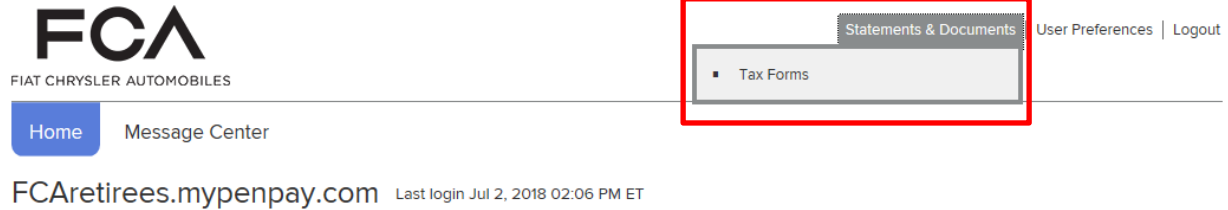
- Payment Dates and Reissues
- Pension Payment Updates
- To View or Print Tax Forms
- Printing of your Payment Statement
- MyPenPay Help**

MyPenPay Help

If you have any questions about the MyPenPay website, please contact the MyPenPay help line at 1-866-471-0368 or click here for a MyPenPay user guide.


Statements & Documents

- Clicking “Statements & Documents”, then “Tax Forms” on the top right side of the Home page will allow you to access your tax forms.



Tax Forms

- On the Tax Forms screen, select a year from the drop down box.
- Select the tax form that you need. There may be multiple tax forms depending on your tax situation.
- Your tax form will display.
- You may print your tax form from your printer by right clicking on your mouse or by typing “Ctrl P”.
- Five years of tax forms are available.



Payment History – Overview

Payment History provides a monthly listing of the payments that have been made to you.

- On the Home page click on “Pension Payments” or “Go to Payment History”.
- The payment date, net payment, payment method, payment status and status date will be displayed.
- Three years of payment history is available.

Plan Name	As of Date	I want to	Details	Payment Amount
Pension Payments	N/A	Select an Option Go to Payment History Go to Payment Method Go to Tax Withholding	Payment ID: CHRYSLER -BENE-06/1/2018 sent	\$1,478.64

Example of Direct Deposit Payment History

Below is a summary of your most recent pension payments. To review additional detail about a specific payment including Payment Sources and Deductions, select the Payment Date.

If you have any questions regarding a payment, please contact the Benefit Connect Service Center at 1-888-409-3300.

Payment Identifier: CHRYSLER -BENE-

Payee Information

Payee Name: NANCY TESTCASE

Payee SSN: ***-**-8269

Payment Year: 2018

Payment Date	Net Payment	Payment Method	Payment Status	Status Date
06/01/2018	\$1,478.64	ELECTRONIC	SENT	11/30/0002
05/01/2018	\$1,478.64	ELECTRONIC	SENT	11/30/0002

Click the date to view payment detail.

Example of Check to Home Payment History



FIAT CHRYSLER AUTOMOBILES

Statements & Documents | User Preferences | Logout

Home **Payment History** Payment Method Tax Withholding Message Center

FCA Retirees MyPenPay

Payment History

Below is a summary of your most recent pension payments. To review additional detail about a specific payment including Payment Sources and Deductions, select the Payment Date.

If you have any questions regarding a payment, please contact the Benefit Connect Service Center at 1-888-409-3300.

Payment Identifier: CHRYSLER -QDRO-

Payee Information

Payee Name: GAIL XXX0000000062

Payee SSN: ***-**-4321

Payment Year: 2018

Payment Date	Net Payment	Payment Method		Payment Status	Status Date
06/01/2018	\$401.82	CHECK: 360603918		OUTSTANDING	11/30/0002
05/01/2018	\$401.82	CHECK: 350603845	View	PAID	05/02/2018
04/01/2018	\$401.82	CHECK: 340603849	View	PAID	04/03/2018

Payment Status shows if the check was cashed (Paid).

Status Date indicates when the check was cashed.

Click the date to view Payment Detail.


Click "View" to see an image of the cancelled check.

Payment History – Detail

To view Payment History details, click on a “Payment Date” from the “Payment History” screen. The Payment History Detail screen provides a listing of your payment and deduction sources for a specific payment, along with check detail specifying how and when the payment was made.

- The Payment History detail screen shows the date and method of your payment (check or direct deposit).
- All payment and deduction sources along with the amounts are listed.
- Your current tax withholding elections are displayed.
- Navigation buttons at the bottom of the screen allow access to payment details for other payment dates.

Example of Direct Deposit Payment Detail


Statements & Documents | User Preferences | Logout

Home
Payment History
Payment Method
Tax Withholding
Message Center

FCA Retirees MyPenPay

Payment Detail

Below is the detail for your 06/01/2018 pension payment. If you have any questions regarding a payment, please contact the Benefit Connect Service Center at 1-888-409-3300.

Payee Information

NANCY TESTCASE	
200 NEWPORT AVE.	
SALEM , SC 296764028	
Payment Method	Electronic Deposit to Checking Account

Check Detail

Routing Number	011000028
Account Number	*****9999
Payment Status	SENT
Check/Ref Number	000000000
Payment Date	06/01/2018
Total Gross	\$1,478.64
Total Deductions	\$0.00
Total Net	\$1,478.64

Income Detail

Payment Source	Current
CPP BASIC PEN	\$606.53
CPP INCREASE	\$22.72
SERP CONT	\$439.63
SERP FAS	\$409.76
GROSS PAYMENT	\$1,478.64

Deduction Detail

Deduction	Current
TOTAL DEDUCTIONS	\$0.00

Qualified Tax Withholding Elections

Tax	Tax Election Description
Federal	Federal income tax will not be withheld.
State	State income tax will not be withheld.

Payment History
Previous Payment

Example of Check to Home Payment Detail



FIAT CHRYSLER AUTOMOBILES

Statements & Documents | User Preferences | Logout

Home **Payment History** Payment Method Tax Withholding Message Center

FCA Retirees MyPenPay

Payment Detail

Below is the detail for your 05/01/2018 pension payment. If you have any questions regarding a payment, please contact the Benefit Connect Service Center at 1-888-409-3300.

Payee Information

GAIL XXX000000062	
200 NEWPORT AVE.	
ST LOUIS , MO 63114	
Payment Method	Check Mailed to Primary Address

Check Detail

Payment Status	PAID
Check/Ref Number	350603845
Payment Date	05/01/2018
Total Gross	\$401.82
Total Deductions	\$0.00
Total Net	\$401.82

Income Detail

Payment Source	Current
UAW BASIC PEN	\$401.82
GROSS PAYMENT	\$401.82

Deduction Detail

Deduction	Current
TOTAL DEDUCTIONS	\$0.00

Qualified Tax Withholding Elections

Tax	Tax Election Description
Federal	Federal income tax will not be withheld.
State	State income tax will not be withheld.

[Payment History](#)

[Previous Payment](#)

[Next Payment](#)

Payment Method

The Payment Method screen provides detail of how your payments are being made to you.

- On the Home page click on “Payment Method” for detail regarding how your payment is being paid.
- If your payment is a direct deposit (electronic funds transfer, EFT), your banking information is displayed, including the routing and account numbers.
- Your current address is displayed; this is where your check or advice of deposit is being mailed.
- If the information displayed is not correct, please contact Benefit Connect at 1-888-409-3300 or go online to Benefit Connect at <https://fcabenefits.ehr.com/ESS> to process changes.

FCA
 FIAT CHRYSLER AUTOMOBILES

[Home](#) | [Message Center](#)

FCaretirees.mypenpay.com Last login Jul 11, 2018 12:42 PM ET

[Account List](#)

Benefit Payments

Plan Name	As of Date	I want to	Details	Payment Amount
Pension Payments	N/A	<div style="border: 2px solid red; padding: 2px;"> Select an Option Go to Payment History Go to Payment Method Go to Tax Withholding </div>	Payment ID: CHRYSLER -BENE-06/1/2018 sent	\$1,478.64

FCA
 FIAT CHRYSLER AUTOMOBILES

[Home](#) | [Payment History](#) | **[Payment Method](#)** | [Tax Withholding](#) | [Message Center](#)

FCA Retirees MyPenPay

Payment Method

Below is your current payment method election. If you require changes to this information, please contact the Benefit Connect Service Center at 1-888-409-3300. Please allow 45 days for changes made at Benefit Connect to be reflected on the MyPenPay website.

Payment Identifier: CHRYSLER -BENE-

Payment Method

Electronic Deposit to Checking Account

Bank Information

ABA Routing Number	011000028
Account Number	*****9999
Advice of Deposit Mailing Address	Primary Address
	200 NEWPORT AVE.
	SALEM , SC 29676-4028

Primary Address

200 NEWPORT AVE.
SALEM , SC 29676-4028

Tax Withholding

The Tax Withholding screen displays your current tax withholding elections.

- On the Home page click on “Tax Withholding” for detail on your tax withholding elections.
- Your taxes are deducted based on your current tax withholding elections and your payment amount.
- Your tax withholding elections can be changed at any time during the year.
- If you require a change to your tax withholding elections, please contact Benefit Connect at 1-888-409-3300 or go online to Benefit Connect at <https://fcabenefits.ehr.com/ESS> to process your change.
- State taxes are unique to each state. If you move, please update your address and state tax withholding elections with Benefit Connect.
- A tax calculator tool is available by clicking the tax calculator button on this screen. This will assist you in determining the correct tax withholding elections based on your unique financial situation. We recommend consulting a tax advisor for advanced tax guidance.

FCA
FIAT CHRYSLER AUTOMOBILES

Statements & Documents | User Preferences | Logout

Home | Payment History | Payment Method | **Tax Withholding** | Message Center

FCA Retirees MyPenPay

Tax Withholding

This page displays your tax withholding elections for your account. Your year-end tax forms will be mailed to the primary address we have on file.

For assistance with determining the taxes that will be withheld from your pension payment, click on the Tax Calculator tab at the bottom of the page. The tax calculator will calculate your tax withholding amount based on your income and withholding elections.

If you require changes to your tax withholding elections, please contact the Benefit Connect Service Center at 1-888-409-3300 or changes can be made on-line at <https://fcabenefits.ehr.com/ESS>

Payment Identifier: CHRYSLER -BENE-
Payment Type: CHRYSLER -BENE-
Payee SSN: ***-**-8269

Qualified Tax Withholding Elections

Tax	Tax Election Description
Federal	Federal income tax will not be withheld.
State	State income tax will not be withheld.

Tax Calculator - Qualified

Non Qualified Tax Withholding Elections

Tax	Tax Election Description
Federal	Federal income tax will be withheld based on the default election of Married, and 3 exemptions.
State	You have not made a state income tax election. So state income tax will be withheld as single with no dependents.

Tax Calculator

The Tax Calculator is a tool to help you estimate the taxes that will be deducted based on your payment amount and tax withholding elections.

- On the Tax Withholding page, click on the “Tax Calculator” box under your tax withholding elections to access the calculator tool.
- We recommend that you use this tool and work with your tax advisor to accurately plan your tax deductions for the year.
- Your taxes will be calculated based on the payment amount that you enter.
- You can indicate if the payment amount you entered represents your annual, semiannual, quarterly or monthly income.
- You can enter separate withholding elections for your federal and state taxes.
- The state will default to your current state for taxes.
- Tax withholding elections vary by state and are subject to changes.
- Once you have entered your desired tax withholding elections, click the “calculate” button on the bottom left of the screen.
- The calculator will provide the federal and state tax deductions based on your elections.
- It will also subtract the calculated taxes from the payment amount that you entered to determine your net payment after taxes.
- To make changes to your actual tax withholding elections, contact Benefit Connect at 1-888-409-3300 or go online to Benefit Connect at <https://fcabenefits.ehr.com/ESS>.
- Your tax withholding elections can be changed at any time during the year.

FCA Statements & Documents | User Preferences | Logout
FIAT CHRYSLER AUTOMOBILES

Home Payment History Payment Method **Tax Withholding** Message Center

FCA Retirees MyPenPay

Tax Calculator- Qualified

Payment Amount:

Payment Frequency:
 Annual
 Semi Annual
 Quarterly
 Monthly

Federal Tax Election: _____ State Tax Election: _____
Select a State

Marital Status
 Married
 Single

Number of Exemptions [0 - 99] [0 - 99]

TaxMethod
 Calculate
 Fixed
 Calculate+Fixed

Additional Amount

Estimated Tax Withholding Amount _____

Calculated Net Amount: _____

User Preferences – Username, Password, Security Questions

The User Preferences screen allows you to manage your access to your MyPenPay account.

- Click on “User Preferences” on the top right side of any page to change your username, password and security questions.
- You will be able to indicate your sign-on preference (SSN or Username- recommended).
- User Preferences allows you to change your password and update your security questions.

The screenshot shows the top navigation bar of the FCA MyPenPay website. The FCA logo is on the left, and the text 'FIAT CHRYSLER AUTOMOBILES' is below it. On the right, there are links for 'Statements & Documents', 'User Preferences' (highlighted with a red box), and 'Logout'. Below the navigation bar, there are buttons for 'Home' and 'Message Center'. The main content area shows the URL 'FCARETIREES.MYPENPAY.COM' and the last login time 'Last login Jul 2, 2018 02:06 PM ET'. A section titled 'Account List' is visible, with a sub-section for 'Benefit Payments'. A table lists a 'Pension Payments' entry with a 'Select an Option' dropdown menu.

Plan Name	As of Date	I want to	Details	Payment Amount
Pension Payments	N/A	Select an Option	Payment ID: 06/1/2018 CHRYSLER -BENE- sent	\$1,478.64

The screenshot shows the 'Username Preferences' page. The FCA logo and 'FIAT CHRYSLER AUTOMOBILES' are at the top left. Navigation links for 'Home' and 'Message Center' are present. The URL 'FCARETIREES.MYPENPAY.COM' is displayed. The 'Username Preferences' link is highlighted with a red box. The page contains the following text: 'You may either change your current personalized Login Username or choose to use your previous login preference along with your password when accessing your account through online access.' and 'Note: A personalized Username is to be used for online access only.' Below this, it says 'Please make a selection below:' followed by two radio button options: 'I would like to use my previous login preference along with my password for online access.' and 'I would like to use a Username along with my password for online access.' There are three input fields for 'Current Username:', 'Choose a Username:', and 'Retype your Username:'. At the bottom, there are three buttons: 'Clear Entries', 'Cancel', and 'Submit'. A small icon and text at the bottom left state: 'Username must be between 8 to 20 characters in length and may contain both numeric and alphabetical characters. For security reasons, your Username cannot be 9 numeric characters. Your username is not case sensitive.'



FIAT CHRYSLER AUTOMOBILES

Home Message Center

FCARETIREES.MYPENPAY.COM

Change Password

To change your password:

1. Enter your current password.
2. Enter your new password. Your numeric password must be 6 digits in length and may not include special characters.
3. Enter your new password again to make sure that you typed it correctly.
4. Click on the Submit button.

Current Password:

New Password:

Retype New Password:

Clear Entries

Cancel

Submit



FIAT CHRYSLER AUTOMOBILES

Home Message Center

FCARETIREES.MYPENPAY.COM

Security Questions

You may change your security questions and answers at any time in order to reset your password online. To change your security questions and answers, please make your selections below and click SUBMIT. **The security questions have recently been updated, therefore you may not see questions that had been offered in the past.**

Please input your password below in order to change your security questions:

Current Password:

Please choose your security questions:

Question 1 :

Answer 1 :

Question 2 :

Answer 2 :

Question 3 :

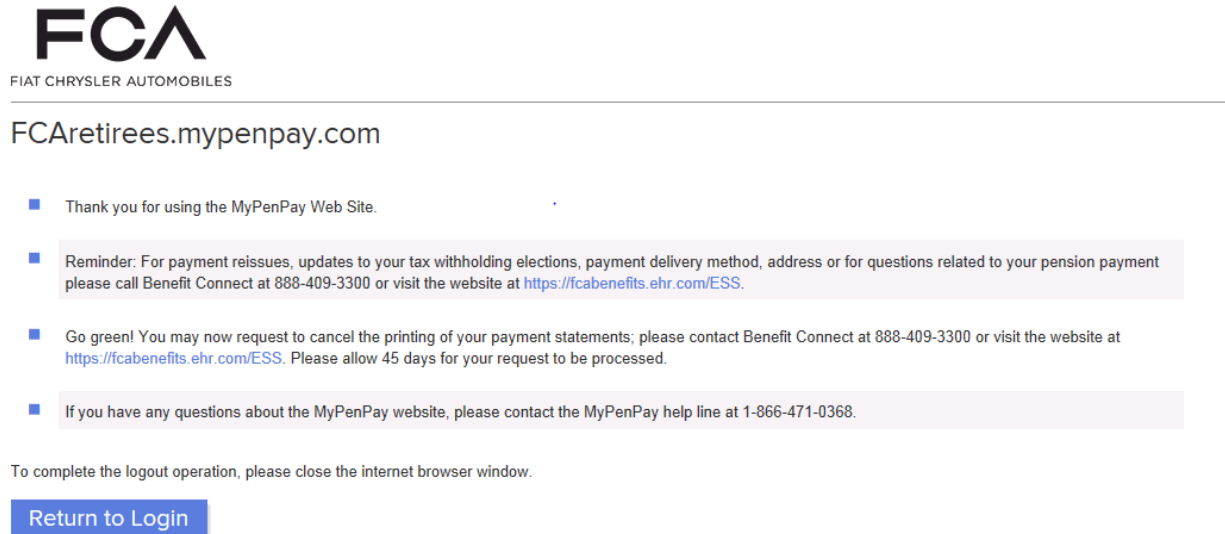
Answer 3 :

Clear Entries

Submit

Logout screen

The Logout screen provides friendly reminders about your pension payment including information about how to access Benefit Connect, and MyPenPay help. Messages may be updated in the future to provide timely information. Below are examples of the messages that you may see.



FCA
FIAT CHRYSLER AUTOMOBILES

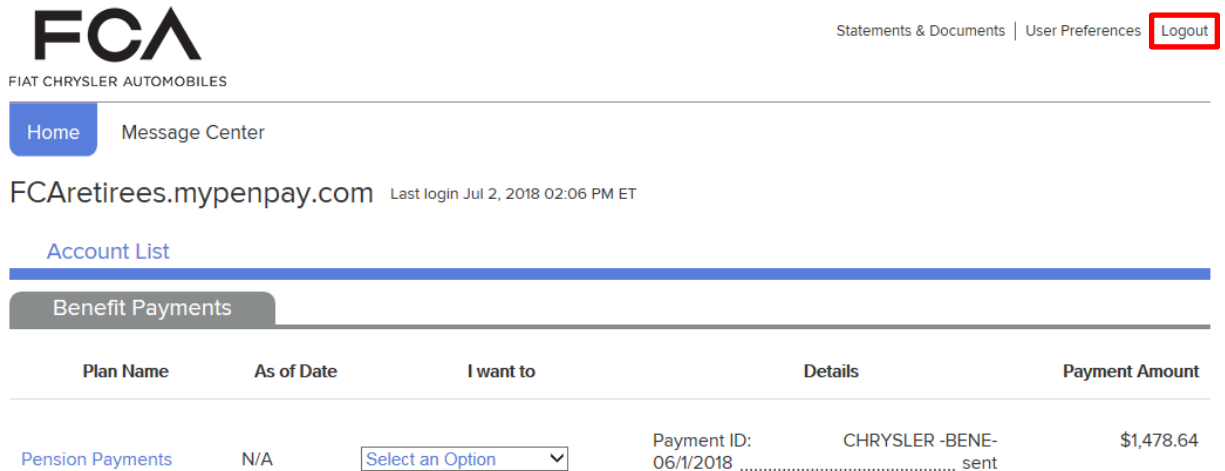
FCAretirees.mypenpay.com

- Thank you for using the MyPenPay Web Site.
- Reminder: For payment reissues, updates to your tax withholding elections, payment delivery method, address or for questions related to your pension payment please call Benefit Connect at 888-409-3300 or visit the website at <https://fcabenefits.ehr.com/ESS>.
- Go green! You may now request to cancel the printing of your payment statements; please contact Benefit Connect at 888-409-3300 or visit the website at <https://fcabenefits.ehr.com/ESS>. Please allow 45 days for your request to be processed.
- If you have any questions about the MyPenPay website, please contact the MyPenPay help line at 1-866-471-0368.

To complete the logout operation, please close the internet browser window.

[Return to Login](#)

Click on “Logout” on the top right side of any page to log out of MyPenPay.



FCA
FIAT CHRYSLER AUTOMOBILES

Statements & Documents | User Preferences **Logout**

[Home](#) [Message Center](#)

FCAretirees.mypenpay.com Last login Jul 2, 2018 02:06 PM ET

[Account List](#)

Benefit Payments

Plan Name	As of Date	I want to	Details	Payment Amount
Pension Payments	N/A	<input type="text" value="Select an Option"/>	Payment ID: CHRYSLER -BENE- 06/1/2018 sent	\$1,478.64